

## Applying for a Team Bath Parking Permit

1. Access the online permit system by visiting <https://www.bath.ac.uk/services/manage-your-car-parking-permit/>
2. Team Bath pass holders will need to select 'Non UoB sign in'



---

**Login with your UoB username and password here**

Existing permit holders WITHOUT a UoB username should login or apply below

**Non UoB sign in - click here to apply ->**

### Non UoB sign in existing permit holders below

Email	<input type="text" value="Email"/>	
Password	<input type="text" value="Password"/>	

Login

Forgot Password

**Additional Details**



---

AP02.05

3. Pass holders will need to enter the details as requested below, then select 'Submit'

---

## Register for a parking account

Email	<input type="text" value="Email"/>	
Confirm Email	<input type="text" value="Confirm Email"/>	
Password	<input type="text" value="Password"/>	
Confirm Password	<input type="text" value="Confirm Password"/>	
First name	<input type="text" value="First name"/>	
Last name	<input type="text" value="Last name"/>	

**Submit**

**Additional Details**

---

AP02.05

- Pass Holders will then need to select 'Team Bath Pass Holder' from the drop down permit types, only one zone will be available, and this should also be selected

### Permit Application () Permit ID: 13904

Your username cannot be found in the employee list.

Permit Type

Zone

#### Personal details

Email address

First name \*

Last name \*

- Pass Holders will then need to enter their vehicle registration details, we can accept up to three vehicles for each pass holder

### Permit Application (Team Bath Pass Holder) Permit ID: 13904

Team Bath Pass Holders

Your username cannot be found in the employee list.

Permit Type

Zone

#### Personal details

Email address

First name \*

Last name \*

Mobile number

#### Vehicle details

*		Make	Model	Colour	
<input type="text"/>	<input type="button" value="Find"/>	<input type="text"/>	<input type="text"/>	<input type="text"/>	<input type="button" value="Clear"/>
<input type="text"/>	<input type="button" value="Find"/>	<input type="text"/>	<input type="text"/>	<input type="text"/>	<input type="button" value="Clear"/>
<input type="text"/>	<input type="button" value="Find"/>	<input type="text"/>	<input type="text"/>	<input type="text"/>	<input type="button" value="Clear"/>

## Vehicle details

---

*		Make	Model	Colour	
	<input type="button" value="Find"/>	<input type="text"/>	<input type="text"/>	<input type="text"/>	<a href="#">Clear</a>
	<input type="button" value="Find"/>	<input type="text"/>	<input type="text"/>	<input type="text"/>	<a href="#">Clear</a>
	<input type="button" value="Find"/>	<input type="text"/>	<input type="text"/>	<input type="text"/>	<a href="#">Clear</a>

---

## Price

---

Price

<input type="button" value="Submit"/>	<input type="button" value="Cancel Permit"/>
---------------------------------------	--

6. After submitting their vehicle details the next screen will confirm the permit application has been submitted

## Application Submitted

---

Thank you for using the University of Bath Application System.

If you have submitted a new parking permit application we will be in contact regarding your parking permit as soon as possible.

If you have made a change to or renewed your parking permit we will review this and be in contact regarding your parking permit as soon as possible.

If you have not made any changes to your parking permit but have checked your details and re-submitted the permit, your permit will be automatically approved. If there are any issues with the approval we will contact you to let you know.

If you have any queries regarding your parking permit application, please contact [security-car-parks@bath.ac.uk](mailto:security-car-parks@bath.ac.uk)